

HemoCue[®] Glucose 201 DM System



Efficient and secure workflow with data management and connectivity

Glucose 201 DM

With its unique cuvette technology, the HemoCue[®] Glucose 201 DM System gives you accuracy at the point of care while minimizing the risk of spreading infection. Plus, you have the added controls and productivity means made possible with advanced data management. With instant data connection, customizable prompts and more, you gain tighter control of authorized use and higher efficiency in everything from patient management to billing.

Enables the highest accuracy with the lowest risk

- For screening, monitoring and aid in diagnosis of diabetes mellitus
- Microcuvette technology means no need to bring analyzer near patients, minimizing the risk of spreading infection
- Individually wrapped microcuvettes to avoid contamination and maximize shelf-life

Safeguards patient testing and data

- Customizable automatic prompts for patient ID, operator ID, lot numbers etc.
- User login and lockout functions
- Quality control tests, including QC lockout, linearity and proficiency testing

Offers convenience and efficiency

- Portable and battery-operated system ideal for mobile settings
- Automatic transfer of results
- Reduced manual entry errors

HemoCue® Glucose 201 DM System

Specifications

Principle

Modified glucose dehydrogenase in which the total amount of glucose is measured at the end point photometrically

Calibration

Factory calibrated and traceable to the ID GC-MS method; needs no further calibration and no coding

Sample material

Capillary, venous or arterial whole blood

Measurement range

Plasma equivalent values:
0.61-24.6 mmol/L (11-444 mg/dL)
Whole blood values:
0.55-22.2 mmol/L (10-400 mg/dL)

Results

Including data entry, within one minute for normal glucose levels

Sample volume

< 5 µL

Dimensions

Analyzer: 170 × 93 × 50 mm
(6.70 × 3.66 × 1.97 inches)
Docking Station: 206 × 135 × 61 mm
(8.10 × 5.30 × 2.40 inches)

Weight

Analyzer: 350 g (0.77 pounds) with batteries installed
Docking Station: 566 g (1.24 pounds)

Storage temperature

Analyzer: 0-50 °C (32-122 °F)
Microcuvettes: below 8 °C (46 °F),
room temperature for up to 3 days;
one month open vial stability.

Operating temperature

18-30 °C (64-86 °F)

Power options

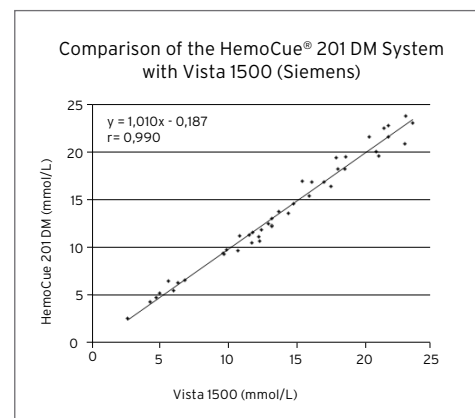
Internal rechargeable Li-ion batteries or docking station with AC adapter

Interface

USB/LAN POCT1-A

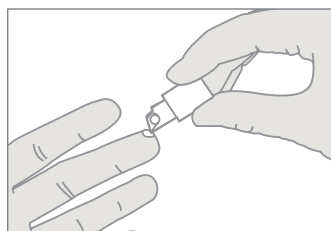
Quality control

Built-in self-test; system can be verified using liquid controls



HemoCue Glucose 201 DM vs Vista 1500, individual replicates. No. of replicates = 44. Origin from unpublished data ref Dr. S. Kos, Dr. E. Eppens, A. van Meerkerk, MaastadLab, Maastad Hospital, Rotterdam, The Netherlands

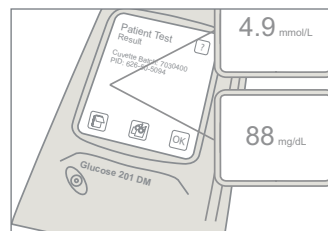
A few simple steps



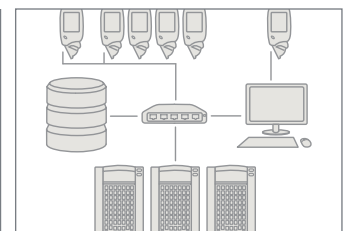
1 Fill microcuvette.



2 Place microcuvette into analyzer.



3 View results (either in mmol/L or mg/dL).



4 Seamlessly interface with your network.