



HemoCue® Plasma/Low Hb System

Unique quality control of blood products

Free hemoglobin in blood products is an essential indicator of the quality and integrity of these products.^{1,2} With the HemoCue® Plasma/Low Hb System, you can quantitatively determine even low levels of hemoglobin in plasma, serum and aqueous solutions. With this convenient solution, you can also measure stored or banked erythrocytes.

Confidently Assess Hemolysis In Stored Blood Products³

- Replace subjective visual judgment
- Precise factory calibration against the ICSH reference method
- Unique microcuvette technology simplifies the test procedure; bovine hemolysate liquid controls available

Get Easy Access to Lab-Quality Results

- Plasma, serum, aqueous solutions or stored erythrocyte suspensions
- Provides quantitative results within one minute
- Small size saves valuable lab space
- Brief training with preventative maintenance, other than cleaning



HemoCue OnCue™ Support

HemoCue OnCue™ Support is a comprehensive program designed to meet your needs as quickly and conveniently as possible.

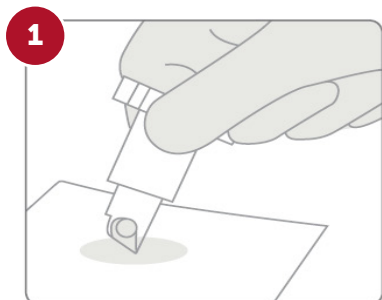
Powered by HemoCue employees, you get answers and education from the experts who know our products best.

At your office, online, or on the phone, we're ready to do more for you.

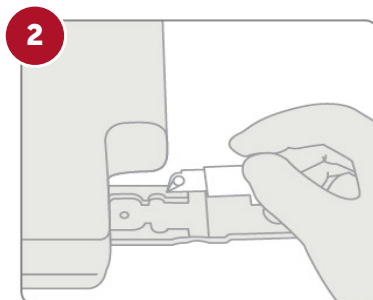
HemoCue® Plasma/Low Hb System Specifications⁴

Principle	Modified azidemethemoglobin reaction; dual wavelengths (570 nm and 880 nm) for compensation of turbidity	
Calibration	Factory calibrated against the ICSH reference method; needs no further calibration	
Sample Material	Plasma, serum specimens, and aqueous solutions, as well as stored or banked erythrocytes	
Measurement Range	The system is linear from between 30–3000 mg/dL; caution should be taken when evaluating instrument readings between 0–30 mg/dL	
Results	Within 60 seconds	
Sample Volume	~20 µL	
Dimensions	6.29×8.26×3.54 inches (160×210×90 mm)	
Weight	2.2 pounds with batteries installed	
Storage Temperature	Analyzer: 32–122 °F (0–50 °C) Microcuvettes: unopened 59–86 °F (15–30 °C); three-month open vial stability	
Operating Temperature	59–86 °F (15–30 °C)	
Power	AC Adapter or 5 AA batteries	
Quality Control	CLIA Moderately Complex; two levels of liquid controls are recommended	
CPT	83051 <i>The CPT codes provided are based on AMA guidelines and are for informational purposes only. CPT coding is the sole responsibility of the bill party. Please direct any questions regarding coding to the payer being billed.</i>	
Product Item Number	HemoCue® Plasma/Low Hb Analyzer	120314
	HemoCue® Plasma/Low Hb Microcuvettes (100/box)	110302

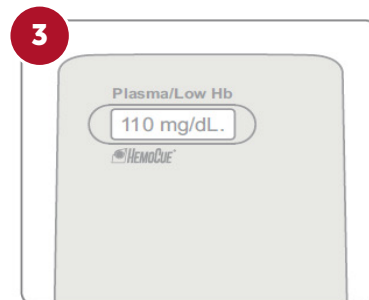
Get Results in a Few Simple Steps



1 Fill the microcuvette.



2 Place the microcuvette into the analyzer.



3 View results.

¹Hess JR, Greenwalt TG. Storage of red blood cells: new approaches. *Transfus Med Rev.* 2002;16(4):283–295. doi: 10.1053/tmrv.2002.35212.

²<https://www.ncbi.nlm.nih.gov/pmc/articles/PMC5640527/>

³<https://hematology.testcatalog.org/show/PLHBB>

⁴HemoCue® Plasma/Low Hb System Package Insert 150322 180514

